



Using Your PSAT/NMSQT® Scores  
to Increase College Readiness

# How Do I Access My PSAT/NMSQT® Scores and Reports?



1. Review your Online reports
2. Review Your Paper Score Report

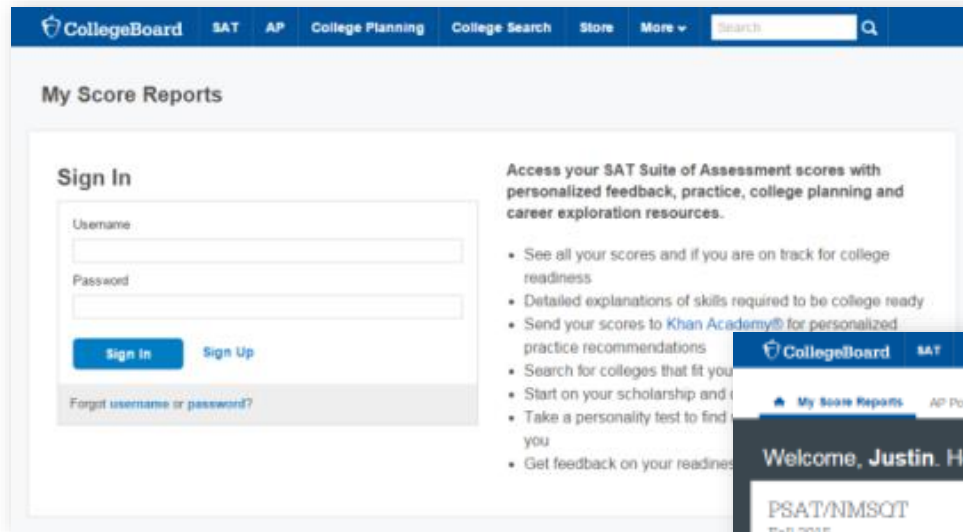
# How Do I Access My Online PSAT/NMSQT® Scores and Reports?

1. Log in to an existing College Board account or create a new one at [studentscores.collegeboard.org](https://studentscores.collegeboard.org)

The image shows a screenshot of the CollegeBoard website's 'My Score Reports' page. The page has a blue navigation bar at the top with links for 'CollegeBoard', 'SAT', 'AP', 'College Planning', 'College Search', 'Store', and 'More'. A search bar is also present. The main content area is titled 'My Score Reports' and features a 'Sign In' section on the left with input fields for 'Username' and 'Password', and buttons for 'Sign In' (circled in orange) and 'Sign Up'. To the right of the sign-in section is a list of benefits for logging in, such as 'See all your scores and if you are on track for college readiness'. On the right side of the page, there is a 'Create Your Student Account' section with a heading and a paragraph explaining that the account is for everything including SAT, AP, PSAT/NMSQT, CLEP, and BigFuture activities. Below this is a 'General Student Information' section with input fields for 'First (given) name', 'Middle initial', and 'Last name (surname)'. An orange arrow points from the 'Sign In' button area towards the 'Create Your Student Account' section.

# How Do I Access My Online PSAT/NMSQT® Scores and Reports? (cont.)

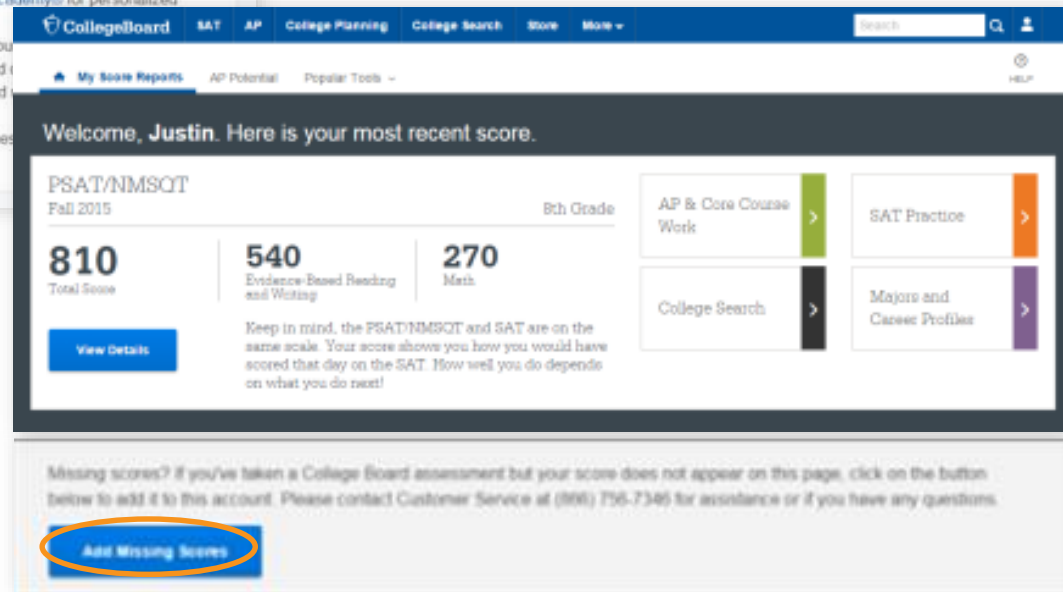
## 1. Log in to Your Account



## 2. Select PSAT/NMSQT Scores

\*Or\*

## 3. Use “Missing Scores” to locate scores



# How Can I Improve My Academic Skills?

SAA Hand Rescore

Score Report for PSAT/NMSQT, Fall 2015 Skills Insight ▼ Download Report

Skills Insight is designed to help students gain a better understanding of how scores relate to specific academic skills. It offers descriptions of performance and insight into skills measured at each score band. It also provides actionable suggestions for improving skills that help students gain additional practice. For a deeper analysis and personalized practice recommendations, link your score to the free official SAT practice on Khan Academy®.

Free, personalized practice for the SAT at Khan Academy >

Reading	Writing & Language	Math
---------	--------------------	------

**31**  
8 to 38

**Your Score**

[Reading Questions](#)

**Your score indicates that you are already likely able to:**

- Revise text as needed to improve the exactness or content appropriateness of word choices within somewhat challenging texts
- Retain or add information or ideas to a piece of a text to support claims or points in somewhat challenging text
- Revise somewhat challenging text to ensure that information is presented in the most logical order
- Revise text as needed to improve the exactness or content appropriateness of word choices within somewhat challenging texts
- Retain or add information or ideas to a piece of a text to support claims or points in somewhat challenging text
- Revise somewhat challenging text to ensure that information is presented in the most logical order
- Revise text as needed to improve the exactness or content appropriateness of word choices within somewhat challenging texts

**Improve your skills by focusing on:**

- Retain or add information or ideas to a piece of text to support claims or points in challenging text
- Use a variety of sentence structures to accomplish a rhetorical purposes such as persuading an audience
- Revise text as needed to improve the exactness or content appropriateness of word choices within challenging texts
- Retain or add information or ideas to a piece of text to support claims or points in challenging text
- Use a variety of sentence structures to accomplish a rhetorical purposes such as persuading an audience
- Revise text as needed to improve the exactness or content appropriateness of word choices within challenging texts
- Retain or add information or ideas to a piece of text to support claims or points in challenging text
- Use a variety of sentence structures to accomplish a rhetorical purposes such as persuading an audience
- Revise text as needed to improve the exactness or content appropriateness of word choices within challenging texts

# What Can I Learn From My Answers?

- + Look at my online score report
  - Identify the questions I answered incorrectly
  - Find the correct answer and read the answer explanation
  - Explain why the error was made
  - Ask questions about answer explanations that are not clear

The screenshot shows a CollegeBoard online score report for a Reading: Question 20. The question asks: "One difference between the experiments described in the two passages is that unlike the researchers discussed in Passage 1, the author of Passage 2..." The correct answer is B: "intentionally made the birds aware of his presence." The explanation for the other choices is as follows:

- Choice A** is not the best answer because while a case could be made that the author of Passage 2 gave the sparrows a problem to solve (which now objects are best to touch), the case described in Passage 1 presents the crow with a problem as well: how to extract meat from a log. Thus, presenting birds with a problem to solve was not a difference between the experiments.
- Choice C** is not the best answer because both the researchers described in Passage 1 and the author of Passage 2 consciously manipulated the birds' surroundings. The crow researcher placed meat pieces in a log and a pambanac plant behind the log (see Passage 1, lines 16–18). The author of Passage 2 put artificial objects on a path for the raven to find (see Passage 2, lines 14–16). Thus, conscious manipulation of the birds' surroundings was not a difference between the experiments.
- Choice D** is not the best answer because there is no indication that the author of Passage 2 tested the raven's tool-using abilities. The passage instead focuses that the author recorded observations about the birds' interactions with objects naturally occurring in and artificially introduced into the environment.

Question Difficulty: EASY

# What is My AP Potential™?

- + College Board research shows that students who score a 3 or higher on an AP Exam typically experience greater academic success in college and are more likely to earn a college degree on time than non-AP students.
- + AP Potential™ uses scores from the PSAT/NMSQT to provide predictions for 23 AP Exams.

**AP Potential and Coursework**

**What is AP?**  
Advanced Placement is a College Board program that enables students to pursue college-level studies - with the opportunity to earn college credit, advanced placement or both - while still in high school. The program offers courses in more than 30 subjects. For a full list of courses, click here. If you've taken a College Board assessment in 9th grade or higher, see below for a list of AP courses that you are likely to succeed in. If you've taken an assessment in 10th grade or higher but don't see any AP courses listed below, click here to link the access to this account or contact Customer Service at (800)736-7348 for assistance and questions.

**High School Core Coursework**  
Colleges have different high school course requirements, but all expect you to take classes that challenge your skills. Try to take a core course load of 4 years of English and at least 3 years of Math, Science, and Social Studies. As you work towards your high school diploma, you should consider taking courses that align with your future career interest and college major, which may require more than the standard core course load. You may also want to think about taking Advanced Placement courses in your later years of high school.

[View all AP Courses](#)

**AP Potential Key**

**Potential**  
Your scores show that you have the potential for success in this course. Speak with your teachers or school counselor to see if you have the appropriate prerequisite courses and find out how you can enroll.

**Some Potential**  
Your scores show that you have some potential for success in this AP course. Having interest in the course subject as well as dedication to working hard will increase your chances for success. Speak with your teachers or school counselor to see if you have the appropriate prerequisite courses and find out how you can enroll.

**Potential Not Yet Indicated**  
Your scores show that you may need more preparation and support to be successful in this course. Share your goals and interests with your teachers and school counselor, and learn which high school courses can prepare you for AP courses in the future. If you're already taking an AP course, you can still succeed through hard work and motivation. Talk to your teachers regularly so they can support you.

**AP Courses**  
Your score on the PSAT/NMSQT can identify your potential for success in specific AP courses. Below is a list of those AP courses. The chart identifies your potential for each of these AP courses and if these AP courses are offered in your school. You may also look to see if these AP courses match your college major.

Select a Major ▾

Subject	AP Potential	Your School Offers this Course	Matches Major
<a href="#">Art History</a>	●●●●		✓
<a href="#">Biology</a>	●●●○	✓	
<a href="#">Calculus AB</a>	●●○○	✓	
<a href="#">Calculus BC</a>	●○○○	✓	✓

# Understanding My Paper Score Report

 CollegeBoard /  NATIONAL MERIT  
SCHOLARSHIP CORPORATION

# PSAT/NMSQT<sup>®</sup>

Preliminary SAT/National Merit Scholarship Qualifying Test

## Your Score Report



# What Are My Scores?

Your Evidence-Based  
Reading and Writing Score

**380** | 160 to 760

Your Nationally Representative **18th** Sample Percentile



**!** Your scores indicate you are close to being on track for college readiness, but you need to continue to strengthen your skills.

Let's get you back on track, so you won't have to take noncredit courses in college. You have free, personalized recommendations waiting for you on [khanacademy.org/sat](https://khanacademy.org/sat)

Your Total Score

**860** | 320 to 1520

Your Nationally Representative **28th** Sample Percentile

Keep in mind,  
the PSAT/NMSQT®  
and SAT are on  
the same scale.

Your score shows you how you would have scored that day on the SAT®.<sup>1</sup> How well you do depends on what you do next!

Your Math Score

**480** | 160 to 760

Your Nationally Representative **47th** Sample Percentile




**✓** You are on track for college readiness.

Stay on track and continue your progress. Start now with your free, personalized recommendations waiting for you on [khanacademy.org/sat](https://khanacademy.org/sat)

# What Are My Scores? (cont.)

## Test Scores 8 to 38 range\*



## Cross-Test Scores 8 to 38 range

- 19 Analysis in History/Social Studies
- 18 Analysis in Science

When you take tests more than once, your scores may differ slightly upon each testing occasion. This expected variation is considered your score range, and reflects the range your scores will likely fall in upon retesting. For the PSAT/NMSQT®, these ranges are approximately:

- Total:** Your score  $\pm$  40 points.
- Section:** Your score  $\pm$  30 points.
- Test Scores and Cross-Test Scores:** Your score  $\pm$  3 points.
- Subscores:** Your score  $\pm$  2 points.

Remember that you will receive scores in the same areas when you take the SAT.

1. Beginning in March 2016

## Subscores 1 to 15 range\*



Ima B. Student

John F. Kennedy High School, 123456, 2015, Grade 10, I.D. #24068907

# What Are My Score Percentiles?

Your Evidence-Based  
Reading and Writing Score

**380** | 160 to 760

Your Nationally Representative **18th** Sample Percentile



Your scores indicate you are close to being on track for college readiness, but you need to continue to strengthen your skills.

Let's get you back on track, so you won't have to take noncredit courses in college. You have free, personalized recommendations waiting for you on [khanacademy.org/sat](https://khanacademy.org/sat)

Your Total Score

**860** | 320 to 1520

Your Nationally Representative **28th** Sample Percentile

Keep in mind,  
the PSAT/NMSQT®  
and SAT are on  
the same scale.

Your score shows you how you would have scored that day on the SAT®. How well you do depends on what you do next!

Your Math Score

**480** | 160 to 760

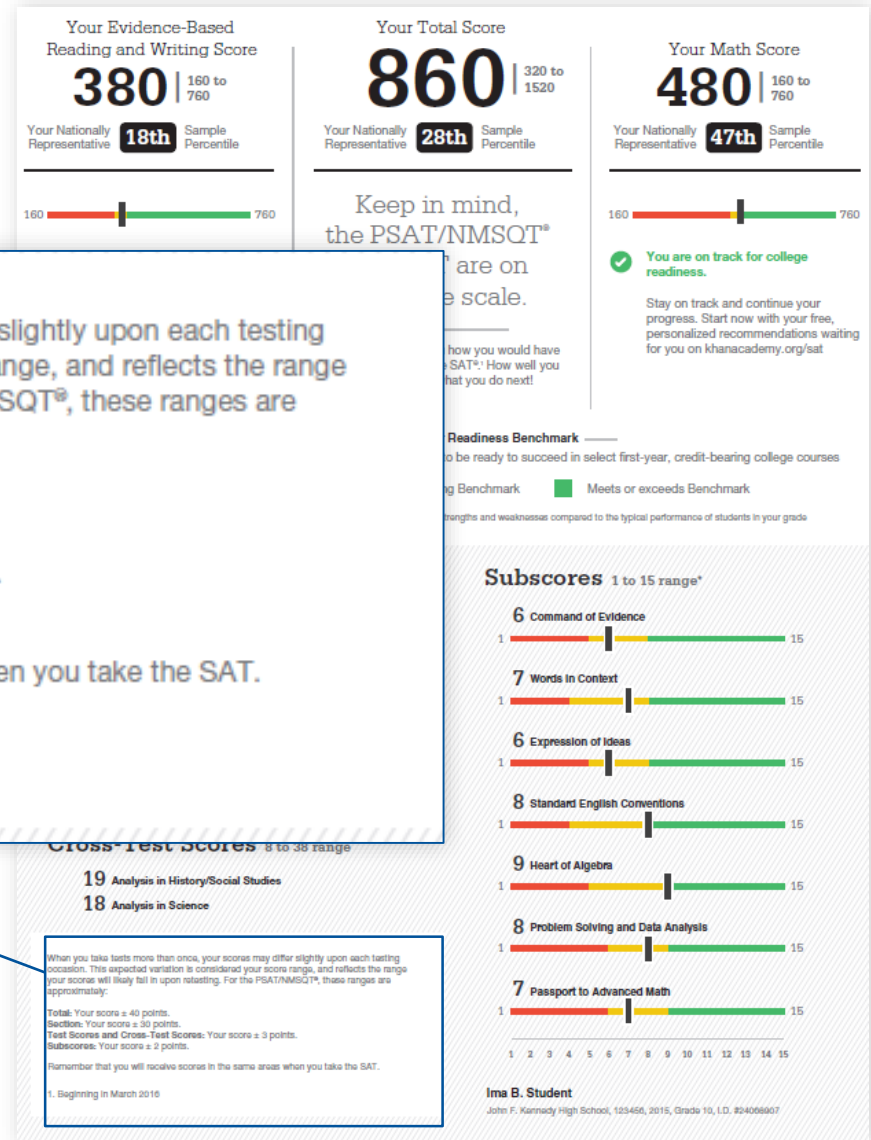
Your Nationally Representative **47th** Sample Percentile



You are on track for college readiness.

Stay on track and continue your progress. Start now with your free, personalized recommendations waiting for you on [khanacademy.org/sat](https://khanacademy.org/sat)

# What Are My Score Ranges?



# What is the National Merit® Scholarship Program?

## National Merit Scholarship Corporation

National Merit Scholarship Corporation (NMSC) conducts the National Merit® Scholarship Program, an academic competition for recognition and college scholarships. To designate students who qualify for recognition in its 2017 competition, NMSC will consider the 2015 PSAT/NMSQT® Selection Index scores of some 1.5 million test-takers (usually high school juniors) who meet program entry requirements. For more information, please visit: [www.nationalmerit.org](http://www.nationalmerit.org).

If any of your responses to NMSC's "Entry Requirements" questions (see right-hand column) are inaccurate or there has been a change in plans that may affect program entry, write immediately to:

**National Merit Scholarship Corporation**  
**Attn: Scholarship Administration**  
**1560 Sherman Avenue, Suite 200**  
**Evanston, IL 60201-4897**

Include your name and home address along with your high school name, address, and six-digit code number.

### Your NMSC Selection Index

# 124\*

NMSC uses a Selection Index based on PSAT/NMSQT scores as an initial screen of students who enter its scholarship programs. To calculate your Selection Index, double the sum of your Reading, Writing and Language, and Math Test scores.

### Eligibility Information

\*The asterisk (\*) next to your Selection Index means you do not meet entry requirements for the 2017 National Merit Scholarship Program. See your responses to entry requirements to the right.

NOTE: Students leaving high school and entering college in 2018 or later must take the PSAT/NMSQT again in their 3<sup>rd</sup> year (junior year) of grades 9–12 to enter the National Merit Scholarship Program.

### Entry Requirements

(Information you provided on your answer sheet)

High school student:

**YES**

Year to complete high school and enroll full-time in college:

**2018**

Years to be spent in grades 9–12:

**4**

U.S. Citizenship:

**NO, but I am a U.S. lawful permanent resident (or have applied for permanent residence, the application for which has not been denied) and I intend to become a U.S. citizen at the earliest opportunity allowed by law.**

## National Merit Scholarship Corporation

National Merit Scholarship Corporation (NMSC) conducts the National Merit® Scholarship Program, an academic competition for recognition and college scholarships. To designate students who qualify for recognition in its 2017 competition, NMSC will consider the 2015 PSAT/NMSQT® Selection Index scores of some 1.5 million test-takers (usually high school juniors) who meet program entry requirements. For more information, please visit: [www.nationalmerit.org](http://www.nationalmerit.org).

If any of your responses to NMSC's "Entry Requirements" questions (see right-hand column) are inaccurate or there has been a change in plans that may affect program entry, write immediately to:

**National Merit Scholarship Corporation**  
**Attn: Scholarship Administration**  
**1560 Sherman Avenue, Suite 200**  
**Evanston, IL 60201-4897**

### Your NMSC Selection Index

# 124\*

NMSC uses a Selection Index based on PSAT/NMSQT scores as an initial screen of students who enter its scholarship programs. To calculate your Selection Index, double the sum of all your Reading, Writing and Language, and Math Test scores.

### Eligibility Information

\*The asterisk (\*) next to your Selection Index means you do not meet entry requirements for the 2017 National Merit Scholarship Program. See your responses to entry requirements to the right.

NOTE: Students leaving high school and entering college in 2018 or later must take the PSAT/NMSQT again in your 3<sup>rd</sup> year (junior year) of grades 9–12 to enter the National Merit Scholarship Program.

### Entry Requirements

(Information you provided on your answer sheet)

High school student:

**YES**

Year to complete high school and enroll full-time in college:

**2018**

Years to be spent in grades 9–12:

**4**

U.S. Citizenship:  
**NO, but I am a U.S. lawful permanent resident (or have applied for permanent residence, the application for which has not been denied) and I intend to become a U.S. citizen at the earliest opportunity allowed by law.**

### Scores: Next Steps

#### Reading Test

Improve your skills by focusing on:



Retain or add information or ideas to a piece of text to support claims or points in a challenging text.

Use a variety of sentence structures to accomplish a rhetorical purpose such as persuading an audience.

Revise text as needed to improve the effectiveness or content appropriateness of word choices within challenging texts.

#### Writing and Language Test



Draw reasonable inferences and logical conclusions from challenging texts.

Analyze information presented quantitatively in such forms as graphs, tables, and charts and relate that information to information presented in somewhat challenging text.

Determine how the selection of specific words shapes meaning and tone in a challenging passage.

#### Math Test



Determine how a graph may be affected by a change to its equation.

Determine the value of a constant or coefficient for an equation with no solution or infinitely many solutions.

Using a specified model, make a prediction and compare the predicted value with the actual values in the data set.

Within a context, compare the center of two separate data sets with different spreads.

Determine whether two events are independent given their probabilities.

Calculate and interpret frequency distributions using tables and other representational methods.

### Get more next steps online

[student.scores.collegeboard.org](http://student.scores.collegeboard.org)



**SAT Practice**

Connect to FREE, world-class SAT practice online on [khanacademy.org/sat](http://khanacademy.org/sat).



**AP® and Course Work**

See which AP courses may be a good match for you.



**Register for the SAT**

Select an SAT test date and register for it now.

# What Are My Areas of Strength? What Skills Do I Need to Build?

## Your Scores: Next Steps

**Your score indicates that you are already likely able to:**

Revise text as needed to improve the exactness or content appropriateness of word choices within somewhat challenging texts

Retain or add information or ideas to a piece of a text to support claims or points in somewhat challenging text

Revise somewhat challenging text to ensure that information is presented in the most logical order

**18**  
8 to 38

**Improve your skills by focusing on:**

Retain or add information or ideas to a piece of text to support claims or points in challenging text

Use a variety of sentence structures to accomplish a rhetorical purpose such as persuading an audience

Revise text as needed to improve the exactness or content appropriateness of word choices within challenging texts

---

### Writing and Language Test

Draw reasonable conclusions from somewhat challenging texts

Describe the overall structure of a somewhat challenging text

Identify claims and counterclaims explicitly stated in a somewhat challenging passage

**20**  
8 to 38

Draw reasonable inferences and logical conclusions from challenging texts

Analyze information presented quantitatively in such forms as graphs, tables, and charts and relate that information to information presented in somewhat challenging text

Determine how the selection of specific words shapes meaning and tone in a challenging passage

---

### Math Test

Interpret a linear inequality in one variable with rational coefficients that represents a context. Select the equation of a line of best fit and interpret the slope and intercept of the line in the context of the situation (when a linear model is appropriate)

Interpret sample statistics understanding and using margin of error

Solve and interpret a quadratic function or equation that represents a context and requires multiple steps

Calculate and interpret frequency distributions using tables and other representational methods

**24.0**  
8 to 38

Determine how a graph may be affected by a change to its equation

Determine the value of a constant or coefficient for an equation with no solution or infinitely many solutions

Using a specified model, make a prediction and compare the predicted values with the actual values in the data set

Within a context, compare the center of two separate data sets with different spreads

Determine whether two events are independent given their probabilities

## National Merit Scholarship Corporation

National Merit Scholarship Corporation (NMSC) conducts the National Merit® Scholarship Program, an academic competition for recognition and college scholarships. To designate students who qualify for recognition in its 2017 competition, NMSC will consider the 2016 PSAT/NMSQT®.

**Your NMSC Selection Index**

# 124\*

NMSC uses a Selection Index based on PSAT/NMSQT of students who enter the National Merit Scholarship Index, including Writing and Reading scores.

**Information**

The Selection Index means you qualify for the 2016 National Merit Scholarship Program.

High school and entering college students who take the PSAT/NMSQT in year of grades 11-12 to determine their NMSC Selection Index score.

**Entry Requirements**  
(Information you provided on your answer sheet)

High school student:

**YES**

Year to complete high school and attend full-time in college:  
**2016**

Years to be spent in grades 9-12:  
**4**

U.S. Citizenship:  
**NO, but I am a U.S. lawful permanent resident (or have applied for permanent residence, the application for which has not been denied) and I intend to become a U.S. citizen at the earliest opportunity allowed by law.**

---

### Your Scores: Next Steps

Revise text as needed to improve the exactness or content appropriateness of word choices within challenging texts

Retain or add information or ideas to a piece of text to support claims or points in challenging text

Revise somewhat challenging text to ensure that information is presented in the most logical order

**18**  
8 to 38

**Improve your skills by focusing on:**

Retain or add information or ideas to a piece of text to support claims or points in challenging text

Use a variety of sentence structures to accomplish a rhetorical purpose such as persuading an audience

Revise text as needed to improve the exactness or content appropriateness of word choices within challenging texts

---

### Writing and Language Test

Draw reasonable inferences and logical conclusions from challenging texts

Analyze information presented quantitatively in such forms as graphs, tables, and charts and relate that information to information presented in somewhat challenging text

Determine how the selection of specific words shapes meaning and tone in a challenging passage

**20**  
8 to 38

Draw reasonable inferences and logical conclusions from challenging texts

Analyze information presented quantitatively in such forms as graphs, tables, and charts and relate that information to information presented in somewhat challenging text

Determine how the selection of specific words shapes meaning and tone in a challenging passage

---

### Math Test

Determine how a graph may be affected by a change to its equation

Determine the value of a constant or coefficient for an equation with no solution or infinitely many solutions

Using a specified model, make a prediction and compare the predicted values with the actual values in the data set

Within a context, compare the center of two separate data sets with different spreads

Determine whether two events are independent given their probabilities

**4.0**  
8 to 38

Determine how a graph may be affected by a change to its equation

Determine the value of a constant or coefficient for an equation with no solution or infinitely many solutions

Using a specified model, make a prediction and compare the predicted values with the actual values in the data set

Within a context, compare the center of two separate data sets with different spreads

Determine whether two events are independent given their probabilities

---

### Next steps online

[collegeboard.org](http://collegeboard.org)

**AP and Course Work**

Which AP courses may be a match for you

**Register for the SAT**

Select an SAT test date and register for it now

# What Are My Next Steps?



- + Continue to take challenging courses in high school
- + Link scores with Khan Academy
- + Set up a practice plan and stick to it
- + Register for the SAT
- + Utilize other resources to research and prepare for college

# Official SAT Practice with Khan Academy® – It's FREE!

- + Sign up for Official SAT Practice for free
  - [satpractice.org](https://satpractice.org)
- + Complete practice problems and diagnostic quizzes
- + Link your College Board and Khan Academy accounts.
  - All SAT Suite results will be sent to further customize practice on Khan Academy using actual results.

CollegeBoard  
+  
KHANACADEMY  
+  
YOU

PROVIDING WORLD-CLASS  
FREE SAT® PREPARATION  
**TOGETHER.**



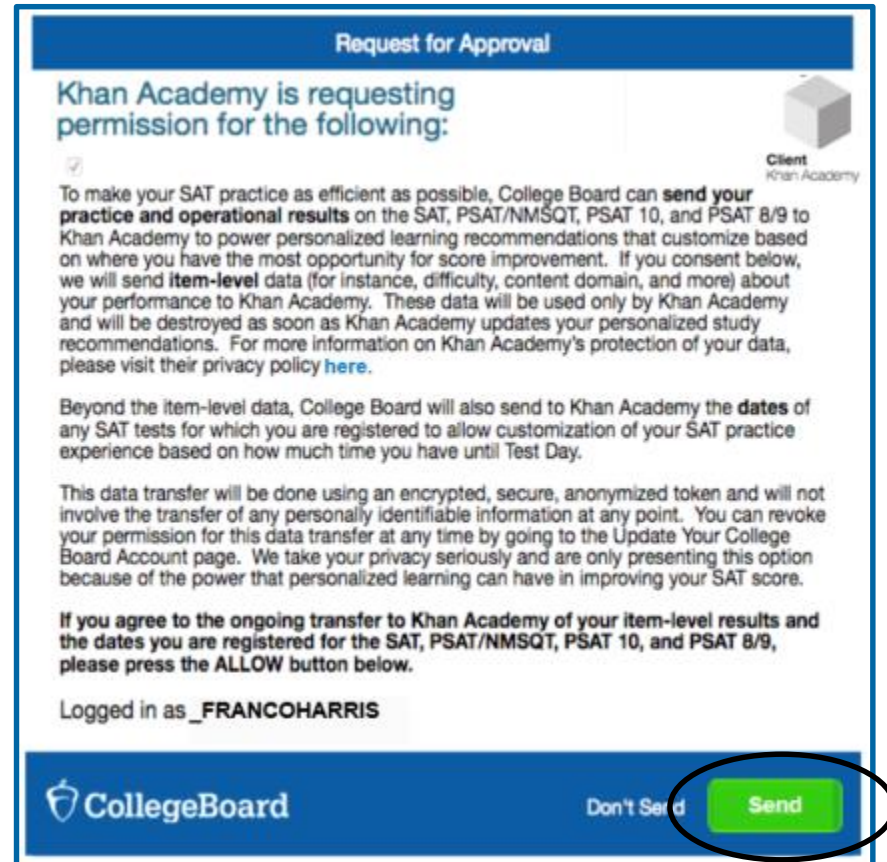
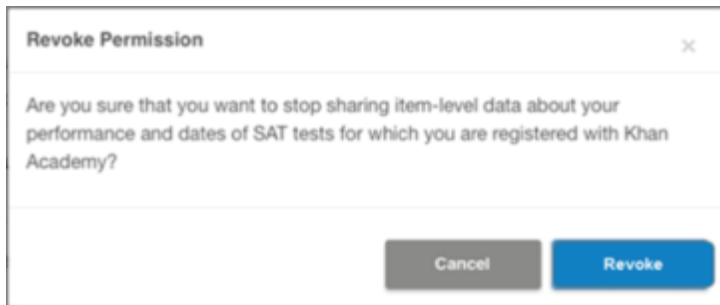
## What steps will I follow to link my College Board account to Khan Academy®?



- + **Step 1:** Log in or create a Khan Academy Account
- + **Step 2:** When prompted; agree to link your Khan Academy and College Board account. You will then be directed to **collegeboard.org**.
- + **Step 3:** Sign in or create a College Board Account
- + **Step 4:** When prompted; hit “Send” to authorize the account linking
- + **Step 5:** Start practicing on Official SAT practice on Khan Academy!

# How can I Link my College Board and Khan Academy® Accounts?

- + After successfully logging in to your College Board account, you will be asked to authorize the account linking.
- + After clicking “Send,” you will be redirected to SAT practice on the Khan Academy site.
- + You can remove the link at any time, by clicking on “Revoke” which is found in College Board account settings.



## When Should I Take the SAT®?

- + Most students take the SAT in the spring of their junior year.
- + Many students choose to take the SAT more than one time.
- + Typical SAT test months:  
January, March, May,  
June, October, November,  
December



# What Additional Resources Will Help Me Prepare for My Future?

- + BigFuture™
  - College Action Plan
  - College Search
  - Scholarships
  - Financial Aid
- + MyRoad™ Personality explorer

The screenshot shows the CollegeBoard website interface. At the top, there are navigation tabs for CollegeBoard, SAT, AP, College Planning, College Search, and Store. Below these, there are links for My Score Reports, Full Reports, AP Potential, and Popular Tools. The main content area displays a 'Score Report for PSAT/NMSQT' with tabs for Report Details, Test Questions, and Skills Insight. The score is 880, with a range of 320 to 1520. A dropdown menu is open, listing various resources: Make an Action Plan, AP & Core Coursework, College Search, Majors & Career Profiles, My Personality, Pay for College, SAT Practice, SAT Registration, and Scholarships. The score 760 is also visible at the bottom of the dropdown menu.

# BigFuture™ – Search Colleges, Scholarships, and Careers

The screenshot shows the BigFuture website interface. At the top, there is a navigation bar with links for College Planning, YouCanGo!, SAT, AP, PSAT/NMSQT, CLEP, For Educators, and More. The CollegeBoard logo is on the right. Below the navigation bar is a search bar with the text "Find Colleges, Advice and More" and a "Search" button. To the left of the search bar are social media sharing options: "ShareThis", "Like" (with 6.3k likes), and "Like" (with 6.3k likes). Below the search bar is a menu with items: "Get Started", "Find Colleges", "Explore Careers", "Pay for College", "Get In", and "Make a Plan".

The main content area features a large image of a smiling woman, Nydia. To her right is a green circular callout with the text: "I was homesick at first, but now I love my college." Below this is a smaller text block: "Nydia wanted a school close to home — but she discovered her favorite part of college was the freedom of being on her own." A "Watch" button with a play icon is below the text. To the right of the green callout is a pink circular callout with the text: "Not sure where to start? Go >". Below the pink callout is a blue circular callout with the text: "Search for colleges that fit you."

Below the main content area are three columns of featured content:

- find colleges**: A search bar with the text "Look up a college by name" and a "Go" button. Below it is the text "OR" and "Search by location, major — any way you'd like." with a "Search" button.
- pay for college**: A green progress bar with a shield icon and the text "\$1 billion". Below it is a "Get the Facts" button.
- make a plan**: Text: "Get a free step-by-step college plan. Just answer a few simple questions." Below it is the text "What grade are you in?" and a grid of radio buttons: "8th or lower", "9th", "10th", "11th", "12th", and "H.S. grad".

# MyRoad™ Personality Explorer

The screenshot displays the MyRoad Personality Explorer interface. At the top, there are navigation tabs: INSIGHTS (yellow), I.D. ME (red), EXPLORE MAJORS (purple), FIND A COLLEGE (orange), and RESEARCH CAREERS (green). Below these is a red bar with 'VIEW MY PROFILE' and sub-links: My Type | Detail Results | Majors | Careers |. On the left, a vertical sidebar contains buttons for Introduction, QuickStarts, ORA Personality Profiler\*, and View My Profile. Below the sidebar, it lists 'Majors QS: 3-17-2014', 'Careers QS: 8-27-2014', and 'Profiler: Completed 3-4-2015'. The main content area is titled 'The Traditionalists' with a left-pointing arrow. Below the title is a diagram showing 'extraverting' and 'feeling' on the top, and 'sensing' and 'organizing' on the bottom. A red arrow points to 'ESFZ The Caretaker'. A yellow callout box contains the text: 'As you begin to explore your type profile, it is important to remember that you are the best judge of your own personality. At this stage you alone must decide how well the description fits you.' Below this is a red circle icon and a link: 'Click here to learn more about the world of personality type.' To the right, a section titled 'Your Strengths Include...' lists 10 bullet points. Below that, 'You Learn Best When Dealing With...' lists 5 bullet points. Finally, 'When Interacting Socially, You...' lists 8 bullet points.

**INSIGHTS** | **I.D. ME** | **EXPLORE MAJORS** | **FIND A COLLEGE** | **RESEARCH CAREERS**

**VIEW MY PROFILE** | My Type | Detail Results | Majors | Careers |

Introduction | QuickStarts | ORA Personality Profiler\* | View My Profile

Majors QS: 3-17-2014  
Careers QS: 8-27-2014  
Profiler: Completed 3-4-2015

## The Traditionalists

extraverting    feeling  
sensing    organizing

▶ **ESFZ The Caretaker**

As you begin to explore your type profile, it is important to remember that you are the best judge of your own personality. At this stage you alone must decide how well the description fits you.

Click here to learn more about the world of personality type.

▶ **Your Strengths Include...**

- An outgoing, social nature.
- An ability to maintain long-term relationships.
- A willingness to work hard and take on responsibility.
- Coordinating resources to accomplish projects.
- Personalizing work processes.
- Selling practical and tangible products.
- Adhering to proper channels of communication and chains of command.
- Carrying out tasks efficiently.
- Maintaining harmony and progress.
- A high productivity level and an organized approach to tasks.
- Minimizing risk by opting for a conservative route.
- Dealing with facts and realities rather than theories.
- Preserving tradition.

▶ **You Learn Best When Dealing With...**

- Subjects that aren't too abstract or theoretical.
- Structured learning experiences.
- Teachers who stick to a schedule.
- People-focused and practical subjects.
- Assignments requiring group discussion and decision-making.
- Clear instructions and fixed deadlines.

▶ **When Interacting Socially, You...**

- Are friendly and sociable.
- Maintain personal and professional relationships.
- Responsibly meet the needs of others.
- Hear what others have to say and are a good listener.
- Orchestrate events to accomplish projects.
- Humanize systems and rules.
- Respect official channels of communication and chains of command.
- Communicate a sense of warmth and friendliness.
- Seek to minimize risk and uphold tradition.

# Other Score Info

10<sup>th</sup> Grade College  
Benchmarks

R/W 360 & Math 470

10<sup>th</sup> Grade Mean  
Scores

Total: 939-958; R/W 468-479; Math 470-479

10<sup>th</sup> Grade Above  
Average Scores

70% ~ 1050

80% ~ 1110

90% ~ 1200

Selection Index Percentiles  
(11<sup>th</sup> Grade Only)

80% ~ 171

90% ~ 184

99% ~ 205

All information is published, yet **preliminary** information from College Board.

# Other Score Info

11<sup>th</sup> Grade College  
Benchmarks

R/W 390 & Math 500; Old Math a 50 = New  
Math 530

11<sup>th</sup> Grade Mean  
Scores

Total: 969-987; R/W 480-489; Math 489-498

11<sup>th</sup> Grade Above  
Average Scores

70% ~ 1060

80% ~ 1120

90% ~ 1210

Selection Index Percentiles  
(11<sup>th</sup> Grade Only)

80% ~ 171

90% ~ 184

99% ~ 205

All information is published, yet **preliminary**  
information from College Board.



# Current Auto Academic-Admit Policies

Texas A&M  
University

Top quarter and 1300\* (M + CR) SAT/ 30\*\*  
ACT \*at least 600 in each section \*\*at least 27 in Math and English

Sam Houston State  
University

Top Quarter: No Minimum  
2<sup>nd</sup> Quarter: 960 SAT/ 20 ACT

University of Houston

Top Quarter: 1000 SAT/ 21 ACT  
2<sup>nd</sup> Quarter: 1100 SAT/ 24 ACT

University of Texas-San  
Antonio

Top Quarter: No Minimum  
2<sup>nd</sup> Quarter: 1100 SAT/ 24 ACT

University of North Texas

Top Quarter: 950 SAT/ 20 ACT  
2<sup>nd</sup> Quarter: 1050 SAT/ 23 ACT

All information is published on university websites  
and is based on current (old) SAT scores.

# Current Merit Based Scholarships

Texas State  
University

Starting with 1200 SAT (M + CR) / 27 ACT =  
\$4,000- \$8,000 per year

Baylor University

Starting with 1070 SAT (M + CR) / 23 ACT =  
\$5,000 - \$20,000 per year

University of Houston

Starting with 1200 SAT (M + CR) / 25 ACT =  
\$1,000 - \$8,500 per year

University of Texas-  
Arlington

Starting with 1100 SAT (M + CR) / 24 ACT =  
\$2,000- \$8,000 per year

University of Oklahoma

Starting with 1090 SAT (M + CR)/ 24 ACT =  
\$3,000- \$8,000 per year

All information is published on university websites and is based on current (old) SAT scores. Some scholarships may also have certain rank/GPA requirements.

# Other Info

College and Career  
Website

[Lchscollegeandcareer.weebly.com](http://Lchscollegeandcareer.weebly.com)

Mrs. Poag's Twitter

@LanghamCreekCCS

Earn College Credits in  
High School

Tuesday, April 4<sup>th</sup> in Auditorium @ 6:00 pm for  
interested Parents and/or Students

Sign up for College and  
Career Reminders

10<sup>th</sup>: Text @lobos2018 to 81010  
11<sup>th</sup>: Text @lobos2017 to 81010